

WatchBP Office

Hypertension management

Patient ID
Name
Sex
Age
Date of birth

Test
ABI_test
Male
30
1991.08.27

Health facility
Physician
Email
Phone
Study date

NameOftheHospital
doctor1
abc@a.b.c
123456789
2021.07.08

Right Arm Average(2)

SYS DIA MAP PP HR
125 98 111 28 99

Latest measurement

DATE Time SYS DIA MAP PP HR
2021.08.27 13:23 112 77 90 35 79

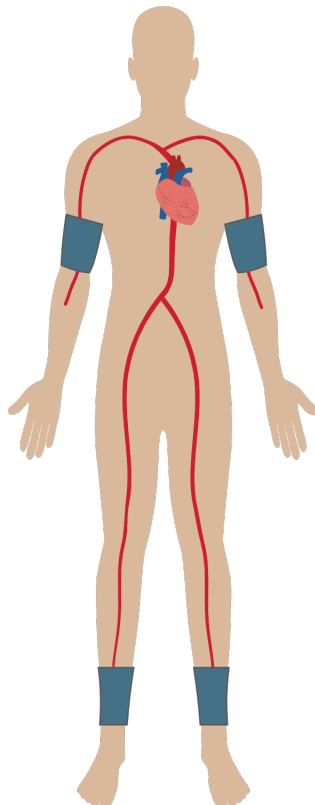
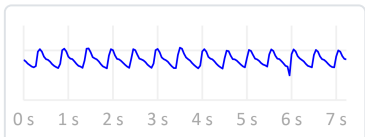
Not Applicable

Right Leg Average(2), ABI 0.99, PWV -

SYS DIA MAP PP HR
128 78 86 51 82

Latest measurement

DATE Time SYS DIA MAP PP HR
2021.08.27 13:44 125 79 87 46 86

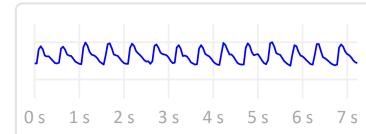


Left Arm Average(6)

SYS DIA MAP PP HR
129 78 89 51 88

Latest measurement

DATE Time SYS DIA MAP PP HR
2021.08.27 13:47 122 77 86 45 81

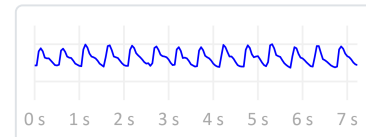


Left Leg Average(2), ABI 1.01, PWV -

SYS DIA MAP PP HR
130 78 88 52 83

Latest measurement

DATE Time SYS DIA MAP PP HR
2021.08.27 13:47 123 79 88 44 81



List of individual readings

Right Arm

DATE	TIME	SYS	DIA	MAP	PP	HR	Posture
2021.07.08	16:04	138	118	131	20	119	---
2021.08.27	13:23	112	77	90	35	79	Supine

Left Arm

DATE	TIME	SYS	DIA	MAP	PP	HR	Posture
2021.07.08	16:04	130	89	104	41	119	---
2021.08.27	13:23	139	78	95	61	79	Supine
2021.08.27	13:43	127	73	81	54	78	Supine
2021.08.27	13:44	122	77	84	45	86	Supine
2021.08.27	13:46	133	74	83	59	85	Supine
2021.08.27	13:47	122	77	86	45	81	Supine

Right Leg

DATE	TIME	SYS	DIA	MAP	PP	HR	Posture	ABI
2021.08.27	13:43	131	76	84	55	78	Supine	1.03
2021.08.27	13:44	125	79	87	46	86	Supine	1.02

Left Leg

DATE	TIME	SYS	DIA	MAP	PP	HR	Posture	ABI
2021.08.27	13:46	136	77	87	59	85	Supine	1.02
2021.08.27	13:47	123	79	88	44	81	Supine	1.01